

STAGE V
CERTIFIED

HANGCHA



XF SERIES

DIESEL / GASOLINE / LPG
COUNTERBALANCED TRUCKS

with capacities of 4,000 to 5,500kg

HANGCHA GROUP CO., LTD.

Factory site: 666 Xiangfu Road,
Hangzhou, Zhejiang, China (311305)

Tel: +86-571-88926735 88926755
Fax: +86-571-88926789 88132890

sales@hcforklift.com www.hcforklift.com



Follow us on
Facebook



Follow us on
YouTube



Follow us on
WeChat



Download "Hangcha
Forklift" App



ISO45001:2018



ISO14001:2015



ISO9001:2015



HANGCHA trucks conform
to the European Safety
Requirements.

HANGCHA GROUP CO., LTD. reserves the right to make any changes without notice concerning colors, equipment, or specifications detailed in this brochure, or to discontinue individual models. The colors of trucks, delivered may differ slightly from those in brochures.

HANGCHA be with you at every stage

Efficient, reliable solutions for your demands

STAGE V & TIER 4F



XINCHAI

With Hangcha you can meet all Stage V/Tier 4f emissions standards which provides customer demands for value, innovation and performance. The technologies include common rail fuel systems, diesel oxidation catalysts (DOC) and diesel particulate filters (DPF). Designed and optimised to every engine model, our forklift truck maximises efficiency and reliability.

HANGCHA Forklift with StageV and T4F

| No. | Capacity | Series | Manufacturer | Engine | Drive power | Model | Emission Std. | Transmission | Power (kw/rpm) |
|-----|----------|--------|--------------|----------------|-------------|---------------------------------------|------------------------------------|--------------|-----------------------------|
| 1 | 4.0-5.5t | XF | KUBOTA | V3307-CR-TIE5B | Diesel | CPCD40/45-XW99BN, CPCD50/55-XXW99BN | Stage V / Tier4 final | OKAMURA | 55.4/2200 |
| 2 | 4.0-5.5t | XF | KUBOTA | WG3800-L-E5C | LPG | CPYD40/45-XH11BN, CPYD50/55-XXH11BN | Stage V / EPA Tier 2 / CARB Tier 3 | OKAMURA | 61.6/2300 |
| 3 | 4.0-5.5t | XF | KUBOTA | WG3800-GL-E3C | GAS/LPG | CPQYD40/45-XH12BN, CPQYD50/55-XXH12BN | Stage V / EPA Tier 2 / CARB Tier 3 | OKAMURA | GAS:54.4/2300 LPG:54.6/2300 |
| 4 | 4.0-5.5t | XF | XINCHAI | 4E30YG52 | Diesel | CPCD40/45-XH8BN, CPCD50/55-XXH8BN | Stage V | OKAMURA | 55.8/2200 |
| 5 | 4.0-5.5t | XF | PSI | PSI 4.3 | LPG | CPYD40/45-XH20BN, CPYD50/55-XXH20BN | Stage V | CHINA | 79.75/2300 |

Note: Stage V applied for European Union also including Israel and Turkey
Tier4 Final applied for North American

RELIABILITY

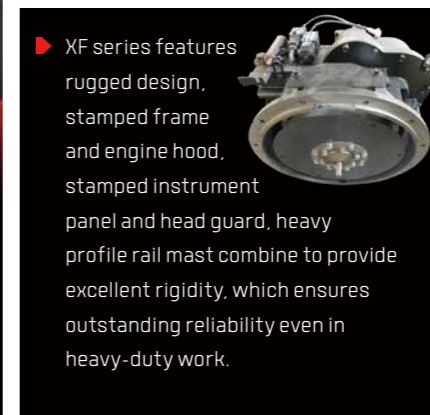
By focusing on enhancing reliability, reducing downtime, the XF series is able to make the greater productivity for customer.




▶ XF series truck just equip with Okamura transmission. Brake drum and hub adopt monolithic construction.



▶ Extra capacity combined radiator with serpentine wave and optimized heat dissipation channel enhance the heat dissipation capability to keep engine reliability even in heavy-duty applications.



▶ XF series features rugged design, stamped frame and engine hood, stamped instrument panel and head guard, heavy profile rail mast combine to provide excellent rigidity, which ensures outstanding reliability even in heavy-duty work.



▶ Bigger diameter of steering cylinder.

PRODUCTIVITY

Dynamic load sensing hydraulic steering system, Efficiency lighting system, lower fuel consumption, combine to provide increased productivity and reduced operating costs.



▶ Interactive instrument: The instrument adopts 4.0-inch color LCD display with four interactive buttons, and has one CAN bus communication function. The communication protocol is compatible with CANopen and SAE J1939 standards.



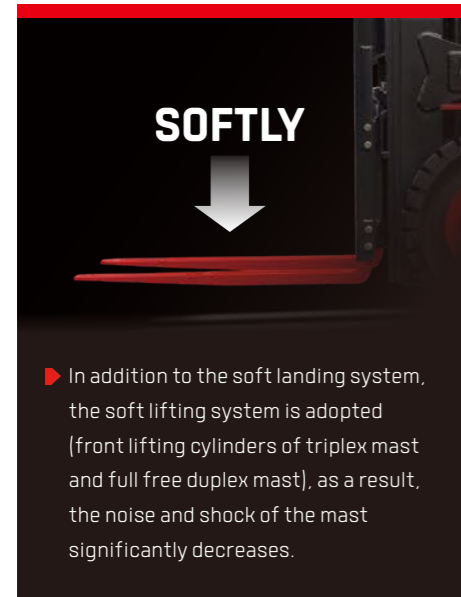
▶ The new Dynamic load sensing hydraulic steering system contributes to reduce loss of hydraulic and improve energy efficiency.



▶ The new efficiency lighting system employs LED illuminant and new type reflector to reduce energy consumption, improve significantly illumination performance and prolong work time.

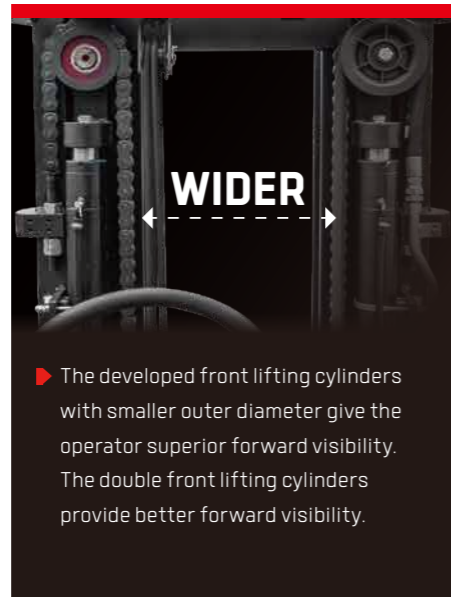
COMFORTABLE OPERATION

Optimal visibility in all directions create the best conditions for high productivity through relaxed and safe working.



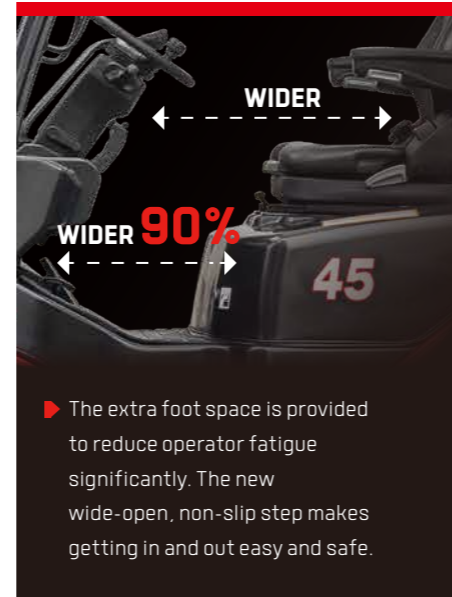
SOFTLY

- ▶ In addition to the soft landing system, the soft lifting system is adopted (front lifting cylinders of triplex mast and full free duplex mast), as a result, the noise and shock of the mast significantly decreases.



WIDER

- ▶ The developed front lifting cylinders with smaller outer diameter give the operator superior forward visibility. The double front lifting cylinders provide better forward visibility.



WIDER 90%

45

- ▶ The extra foot space is provided to reduce operator fatigue significantly. The new wide-open, non-slip step makes getting in and out easy and safe.

- ▶ The optional Electro-hydraulic proportional control system contributes more sensitive and precise load handling. The easy-to-operate levers provide total load handling operation. An armrest is provided to reduce fatigue.


Comfortable operating environments for operator also contribute to increased productivity.



- ▶ The new, relocated easy-to-see LCD meter lets the operator check on all aspects of operational status at a glance.



- ▶ The new automobile-style light/turn-signal lever and forward-reverse lever are ergonomically designed and arranged to improve comfort and productivity.



↓15mm

- ▶ The small diameter steering wheel with tilt adjustment provides the ideal operating position. The superior responsiveness of the steering wheel optimizes maneuverability even in narrow spaces.



- ▶ The parking brake is specially developed. The operational force is reduced by 30%.



- ▶ The automobile-style suspended pedals provide more ergonomic operation.


In developing the new XF Series, comfort and ease of operation is carefully considered, for example, to improve vibration levels, compound engine damper and full floating power train are adopted.



- ▶ In addition to rubber damper between frames and steering axle, compound engine damper and full floating power train achieve flexible connection between frames and driving system, as a result, traveling vibrations and vibrations from the driving system are significantly reduced.



- ▶ The enlarged capacity of optimized exhaust muffler, the intake muffler and the noise shield technologies provide significantly lower noise levels.





SAFETY

A wide range of technologies are applied to ensure absolute safety for both the operator and those in the surrounding.



▶ An optional rear-pillar assist grip with a horn button enhances safety of operator while traveling in reverse.



▶ The locking device of the engine hood damper and parking brake help add to safety.



▶ The operator presence sensing system incorporates lifting / tilting and traveling locking function. When the operator leaves the seat, the system automatically locks lifting / tilting and disables traveling to ensure safety.

▶ A throttling device is adopted to avoid the mast being out of control even some pipes are broken.

EASY MAINTENANCE

Careful design facilitates inspection and servicing. Easy maintenance reduces the amount of downtime and helps to reduce cost also.



The new vehicle controller integrates all electrical components, features excellent durability for temperature, water and vibration for most demanding operation.



CUMMINS engine use the special air filter, it can reduce air intake resistance dramatically, equipped with pressure alarm to master the maintaining time.



▶ The cover on the Panel can be lifted up simply to check the brake fluid.

▶ The easy-to-operate latch provides quick access to the engine compartment.

▶ The two-piece design makes the floorboard easy to lift and remove for access to the power train.

▶ The fasteners of the radiator cover can be turned easily by hand to enable quick inspections or servicing.



Features

| Truck | Standard | Options |
|--|----------|---------|
| Traction device | ● | |
| Hand grip | ● | |
| Standard seat | ● | |
| Standard overhead guard | ● | |
| Waterproof cover on the guard | ● | |
| Back view mirror | ● | |
| Pneumatic tyres | ● | |
| Counterweight net | ● | |
| Fan protector | ● | |
| Big capacity aluminum radiator | ● | |
| Whirlwind air cleaner | ● | |
| Safety filter | ● | |
| High-efficient intake muffler | ● | |
| High-efficient exhaust muffl | ● | |
| Upright exhaust pipe | ● | |
| Cabin | | ○ |
| Cabin heater | | ○ |
| Front window | | ○ |
| Super elastic tyre | | ○ |
| Non-mark tyre(white/green) | | ○ |
| Suspension seat | | ○ |
| Extinguisher | | ○ |
| Cover of tilt cylinder | | ○ |
| Heightening overhead guard | | ○ |
| Reversing assist grip | | ○ |
| Customer painting | | ○ |
| OPS(Operator Presence Sensing system) | | ○ |
| Boot for tilt cylinder | | ○ |
| Additional counterweight | | ○ |
| Toolbox | | ○ |
| Steering | | |
| Full hydraulic power steering | ● | |
| Smaller diameter steering wheel | ● | |
| Adjuster of steering wheel | ● | |
| Chassiss | | |
| Anti-slip pedal | ● | |
| Rubber pedal | ● | |
| Engine hood spring | ● | |
| Control | | |
| Power steering | ● | |
| Suspension pedal | ● | |
| Integrated combination switch | ● | |
| Cable parking brake | ● | |
| Hydraulic | | |
| Dynamic load sending control valve (Diesel IC) | ● | |
| Hydraulic oil filter | ● | |
| Tilt cylinder self-lock valve | ● | |
| Hydraulic oil dipstick | ● | |
| Dual pump | ● | |
| Electro-hydraulic proportional control system | | ○ |
| Return oil filter | | ○ |
| Transmission | | |
| Suspension transmission | ● | |
| Oil filter | ● | |
| Dipstick | ● | |
| Oil cooler | ● | |
| Non-asbesttos bake | ● | |
| Wet brake (Only for BN) | ● | |
| OKAMURA transmission | ● | |
| Dual driving tyre | | ○ |
| Solid tyre | | ○ |

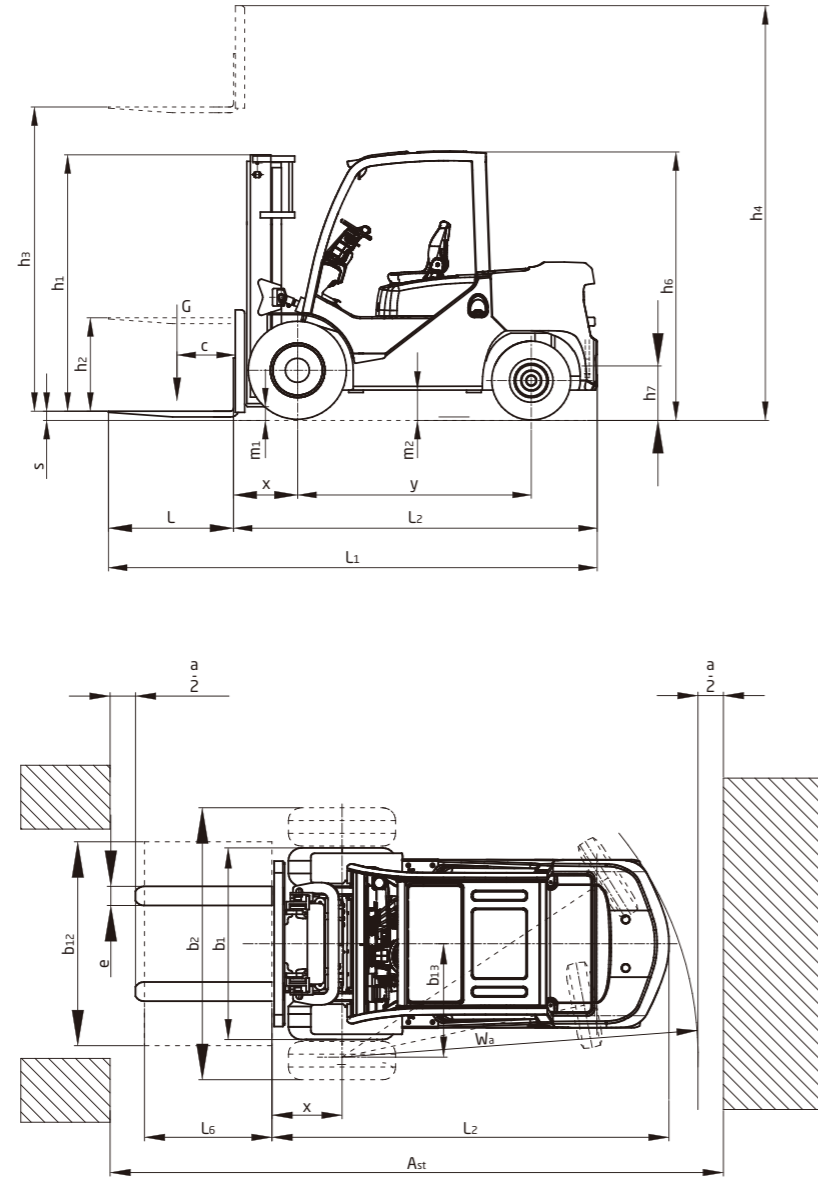
| Electronics | Standard | Options |
|-----------------------------------|----------|---------|
| High-efficient front lights | ● | |
| High-efficient LED rear lights | ● | |
| Maintenance-free battery | ● | |
| Combination controller | ● | |
| LCD display | ● | |
| Neutual switch | ● | |
| Hour meter | ● | |
| Fuel gauge | ● | |
| Water temperature gauge | ● | |
| Pre-heat indicator | ● | |
| Charging indicator | ● | |
| Oilpressure warning | ● | |
| Transmission oil pressure warning | ● | |
| Horn | ● | |
| Reversing buzzer | ● | |
| OBD | | ○ |
| Front working light | | ○ |
| Rear working light | | ○ |
| Warning lamp | | ○ |
| Speed meter | | ○ |
| Over-speed alarm | | ○ |
| LED working light | | ○ |

| Mast | Standard | Options |
|---|----------|---------|
| Standard wide view duplex mast | ● | |
| Standard forks | ● | |
| Standard fork carriage | ● | |
| Standard load backrest | ● | |
| Mast speed limiting valve | ● | |
| Loading relieve valve | ● | |
| Softlanding system | ● | |
| Softlifting system | ● | |
| Side roller | ● | |
| Duplex wide view free-lift mast | | ○ |
| Triplex wide view free-lift mast | | ○ |
| Triplex wide view 4-cylinder free-lift mast | | ○ |
| Special forks | | ○ |
| Wider fork carriage | | ○ |
| Widerload back rest | | ○ |

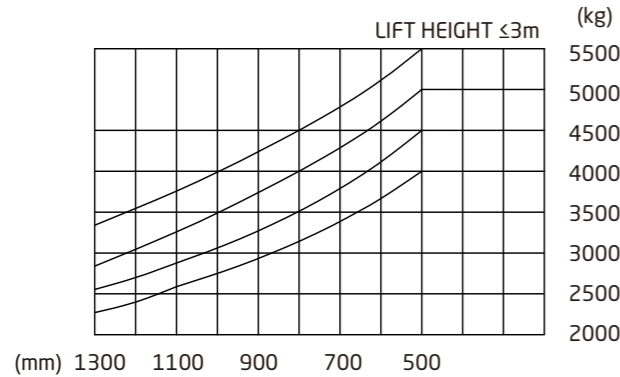
| Power | Standard | Options |
|----------------------------------|----------|---------|
| DualfuelLPG system | | ○ |
| Big capacity copper radiator | | ○ |
| Upright exhaust system | | ○ |
| Middle-positioned exhaust system | | ○ |
| Dual air filter | | ○ |
| Net cover of radiator | | ○ |
| Sparkle arrester | | ○ |
| Purified exhaust system | | ○ |
| Swivel LPG bottle support | | ○ |
| Downward LPG bottle support | | ○ |

| Optional Attachments | Standard | Options |
|----------------------|----------|---------|
| Paper roll clamp | | ○ |
| Rotating bale clamp | | ○ |
| Load stabilizer | | ○ |
| Multi-drum clamp | | ○ |
| Bale clamp | | ○ |
| Drum clamp | | ○ |
| Dumping clamp | | ○ |
| Crane arm | | ○ |
| String Pole | | ○ |
| Sideshifter | | ○ |
| Rotating forks | | ○ |
| Fork extensioner | | ○ |
| Load release device | | ○ |
| Carton clamp | | ○ |
| Push-pull device | | ○ |
| Bucket | | ○ |
| Hook | | ○ |
| Lengthened fork | | ○ |

4.0-4.5t XF series mast: (pneumatic)



$A_{st} = W_a + x + L_6 + a$; $a = 200$
 applies only if $\frac{b_{12}}{2} \leq b_{13}$



| Type | Model | Max. fork height mm | Overall height | | | | Free lift | | Front Overhang mm | Tilt range | | Capacity | | | |
|------|-------|------------------------|----------------|------------------|--------|------------------------|---------------------|---------|----------------------|-------------|------------------------|-----------|--|--|--|
| | | | Lowered mm | Extended | | Without backrest mm | With backrest mm | FWD (°) | | BWD (°) | Load capacity at 500mm | | | | |
| | | | | Without backrest | | | | | | | Dual tire | | | | |
| | | | | 4/4.5t | 4/4.5t | | | | | | 4.0t | 4.5t | | | |
| | | | | | | | | | | Single tire | | Dual tire | | | |
| | | | | | | | | | | kg | | kg | | | |
| | | | | | | | | | | kg | | kg | | | |
| | | | | | | | | | | kg | | kg | | | |
| | | | | | | | | | | kg | | kg | | | |

With sideshifter minus 200kg, with integral sideshifter minus 100kg.

5.0-5.5t XF series mast: (pneumatic)

| Type | Model | Max. fork height mm | Overall height | | | | | | Free lift | | Front Overhang mm | Tilt range | | Capacity | | | |
|------|-------|------------------------|----------------|------------------|------|-----------|------|------------------------|---------------------|---------|----------------------|-------------|------------------------|-----------|--|--|--|
| | | | Lowered mm | Extended | | | | Without backrest mm | With backrest mm | FWD (°) | | BWD (°) | Load capacity at 500mm | | | | |
| | | | | Without backrest | | Dual tire | | | | | | | | | | | |
| | | | | 5.0t | 5.5t | 5.0t | 5.5t | | | | | | | | | | |
| | | | | | | | | | | | | Single tire | | Dual tire | | | |
| | | | | | | | | | | | | kg | | kg | | | |
| | | | | | | | | | | | | kg | | kg | | | |
| | | | | | | | | | | | | kg | | kg | | | |
| | | | | | | | | | | | | kg | | kg | | | |

With sideshifter minus 200kg, with integral sideshifter minus 100kg.